

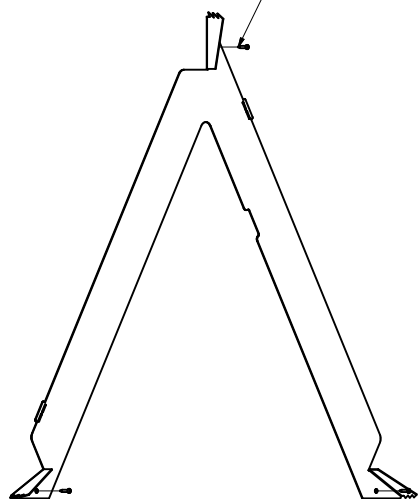
# Bits Wall

## Bits Wall XL

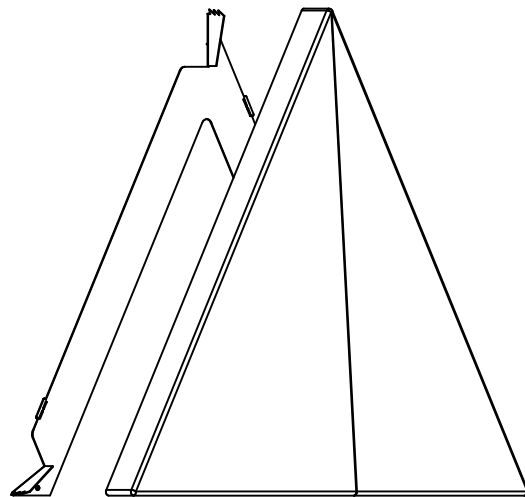
Monteringsanvisning  
Montageanweisung  
Assembly Instruction

Använd 3x  $\varnothing 5$  mm skruvar anpassade för fästytan/  
Use 3x  $\varnothing 5$  mm screws adapted for the fastening surface

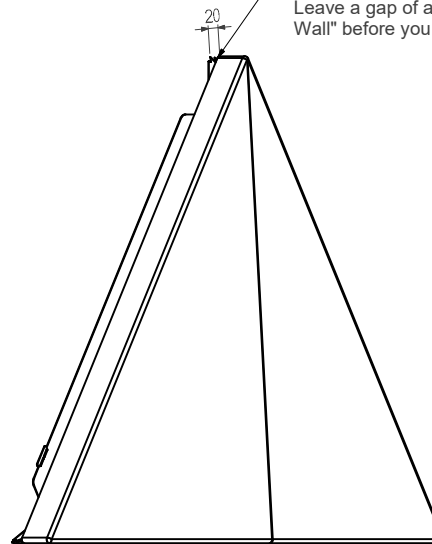
Lämna ett mellanrum på ca 20 mm mellan "Bits Wall" och  
väggen innan ni slutför arbetet/  
Leave a gap of about 20 mm between the wall and "Bits  
Wall" before you finalizing the work



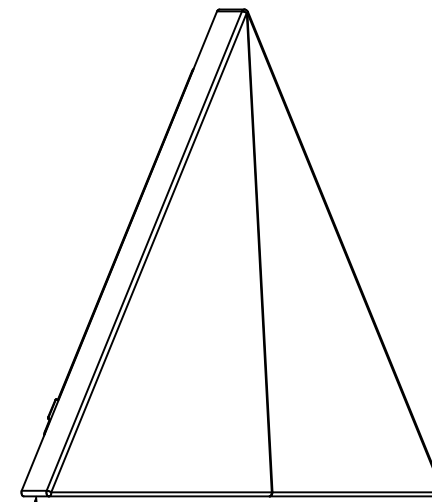
1



2



3



4

Tryck in hela "Bits Wall" mot väggen  
när ni slutför monteringen/  
Push the entire "Bits Wall" against the  
wall when you complete the installation

Mönster/ Pattern

