

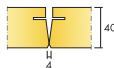


Ecophon Akusto™ Wall C Akutex HS


Ecophon Akusto™ Wall C Akutex HS has a concealed grid and bevelled edge to create a narrow groove between each panel. Suitable for swimming pool areas, it's compatible with high humidity, corrosivity and occasional direct water.



SYSTEM RANGE



Size, mm	2700x600
Thinline Profile	•
Thickness (THK)	40
Inst. Diag.	M505C4



Akusto Wall C Akutex HS



Section of Akusto Wall C Akutex HS System



Akusto Wall Akutex HS system with Connect Thinline Profile and distance

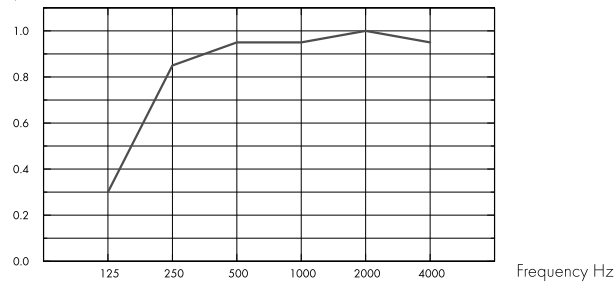
Acoustic



Sound Absorption:

Test results according to EN ISO 354. Classification according to EN ISO 11654.

α_p , Practical sound absorption coefficient



– Akusto Wall C Akutex HS 40 mm, 60 mm o.d.s.

o.d.s = overall depth of system

THK mm	o.d.s. mm	α_p , Practical sound absorption coefficient						α_w	Sound absorption class
		125 Hz	250 Hz	500 Hz	1000 Hz	2000 Hz	4000 Hz		
40	60	0.30	0.85	0.95	0.95	1.00	0.95	1.00	A



Indoor Air Quality

Certificate / Label	
Eurofins Indoor Air Comfort®	IAC
French VOC	A
Finnish M1	•



Circularity

Minimum post-consumer recycled content	60%
Recyclability	Fully recyclable



Environmental Footprint

	kg CO ₂ equiv/m ²	Life-cycle stages A1 to C4 from EPD, in conformity with ISO 14025 / EN 15804
Akusto Wall C - Akutex HS	7,77	



Fire safety

Country	Class	
Europe	EN 13501-1	A2-s1,d0

The glass wool core of the tiles is tested and classified as non-combustible according to EN ISO 1182.



Humidity Resistance

Class C, relative humidity 95% and 30°C, according to EN 13964:2014



Visual appearance

White 500, nearest NCS colour sample S 0500-N, 84% light reflectance.



Cleanability

Daily dusting and vacuum cleaning. Weekly wet wiping.



Accessibility

The tiles are not demountable except in selected installation diagrams. See quantity specification for more information.



Installation

Installed according to installation diagrams, installation guides and drawing aid. For information regarding minimum overall depth of system see quantity specification. The systems should not be placed behind goals or similar areas where they frequently will be hit by hard ball shots. In such cases a protective net in front of the system is recommended.



Mechanical properties

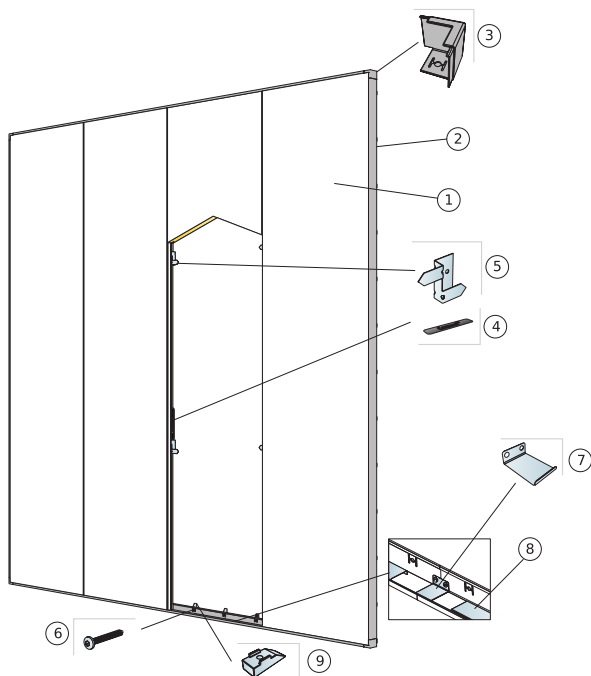
See table about Max live load and Min load bearing capacity and Functional demands, Mechanical properties at www.ecophon.com.



CE

Ecophon ceiling systems are CE marked according to the European harmonized standard EN 13964:2014. CE marked construction products are covered by a Declaration of Performance (DOP) which enables customers and users to easily compare performance of products available on the European market.

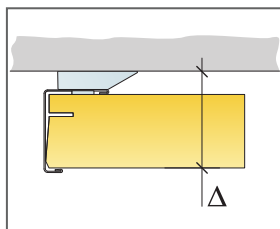
INSTALLATION DIAGRAM (M505C4) FOR ECOPHON AKUSTO™ WALL C AKUTEX HS VERTICAL INSTALLATION WITH CONNECT THINLINE PROFILE AND DISTANCE.



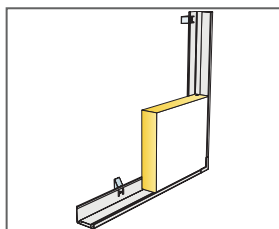
© Ecophon Group

QUANTITY SPECIFICATION [EXCL. WASTAGE]

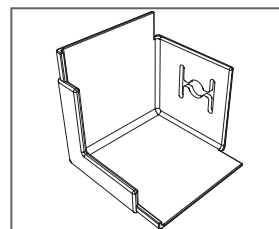
	Size, mm
	2700x600
1 Akusto Wall C Akutex HS	0,62/m ²
2 Connect Thinline Profile, L=2644 mm	as required
3 Connect Thinline Corner	as required
4 Connect Spline	as required
5 Connect Thinline Fixing C4, for panel support every 1000 mm	as required
6 Installation screw C4, installed at 200 mm centres (select fastener according to wall material)	as required
7 Connect Thinline Splice, used to extend Thinline profiles where needed.	as required
8 Connect Thinline Space Bar	as required
9 Connect Distance C4, installed at 200 mm centres	as required
Δ Overall depth of system: 55 mm	-



See Quantity Specification



Detail of panel with Thinline system with distance



Detail of Thinline corner